

Raising the Bar II

Based on the New NYSED Pre-service
Unit 2 and 3:

Working with Students
Bus Stop Safety

Today's Presentation Goals

At the end of this presentation you will:

- Understand what works best with children
- Be prepared for student misbehavior and violence
- Know correct bus stop procedures
- Be able to identify correct route safety practices



PRE-SERVICE CORE UNIT 2

STUDENT MANAGEMENT

Brainstorm



- Brainstorming means everyone contributes and no answer is criticized
- List ways to develop positive relationship with your passengers
- List ways to deal with bullying and violence

Use a Positive Approach

- Smile – be positive
- Get to know students names and interests
- Prioritize safety
- “Catch them being good”
- Little rewards are BIG
- NO food



Actions Louder Than Words

- ❑ Children watch you as a role model
- ❑ Create climate of mutual respect
- ❑ Little things:
 - Please & Thank you
 - Our bus, not My bus
- ❑ Honesty



Teaching & Enforcing Safety Rules

- Enforce rules fairly & consistently
- Explain the “why’s”
- 3 safety drills each year
- Use recommended bus safety drill guidelines
- Daily reminders
- Assigned seats



Realistic Expectations



- Learn to regain control
- Don't lose yours!
- What's age appropriate?
- Redirect young children's energy
- Show older students respect
- Pick your battles
- Don't hold a grudge
- Don't add to the negativity some children must live with every day

Warnings: Quieting a Noisy Bus

- Loud bus Safe bus
- Distraction is deadly
- Stop, secure the bus, activate 4-ways
- Maintain composure
- “I just can’t drive safely”
- No sarcasm
- No threats
- Give them time



Warnings: Defiant Students

- Don't be timid
- Separate troublemakers
- Never grab or push
- Explain write-up consequences
- Avoid confrontation
- Use logic
- Call for help



Using Referrals Effectively

- Use for serious or persistent violations
- Be accurate and objective
- Give specific details
- You CANNOT suspend!
- Video can protect you

Anytown School District
BUS DISCIPLINE REFERRAL
Favorite Son Elementary School

Students full name Date of incident Time Route Number

Bus was: stopped moving Bus was: at school on road other: _____

Driver witnessed event: yes no Witness name: _____

Good conduct of school bus passengers is essential to provide a safe and effective means of transportation for all students. The above named student is referred to the Principal's office for violating one or more of the following bus rules or Standards of Student Conduct:

<input type="checkbox"/> Not seated, bus in motion	<input type="checkbox"/> Throwing objects
<input type="checkbox"/> Unusual or loud noise, shouting	<input type="checkbox"/> Vandalism/destruction of property
<input type="checkbox"/> Bullying, harassment, name calling	<input type="checkbox"/> Fighting, hitting, tripping, pushing
<input type="checkbox"/> Refusal to obey driver/disrespect	<input type="checkbox"/> Littering
<input type="checkbox"/> Use of profanity or unacceptable language	<input type="checkbox"/> Other (Describe below)

Description of incident: _____

Action taken prior to this referral: _____

NOTE: Prepare a referral for each student involved.

_____ Driver's Name Printed	_____ Driver's Signature
--------------------------------	-----------------------------

FOR SCHOOL USE ONLY

Disposition of the Case

The student has been sufficiently warned so that there should be no recurrence. Report immediately if behavior does not improve.

Parents contacted and their help solicited. Date: _____ Called Letter Conference

Transportation privileges suspended for _____ (days), Restored on _____ (date)

Detention(s) assigned (days) _____

Student suspended from school _____ (days); Return to school on _____ (date)

Other/Comments: _____

_____ Administrator Name	_____ Administrator Signature	_____ Parent Signature
	_____ Date	_____ Date

Write it up!

- Be accurate
- Give specific details
- Half class write up blond boy
- Half class write up brown-haired boy
- Let's share!



Bullying is Devastating to Children



- Interrupts their education
- Has a lasting, tragic, impact
- Targets the young, timid, disabled, or visibly different
- Bus is perfect for bullies
- Bullying isn't "kids being kids"
- Most bullying is verbal
- Take a stand against bullying
- Report any suspicions

Dignity Act

- Annual training for all school employees and contracted employees
- There is a Dignity Act Coordinator in every school
- Harassment based on **actual or perceived** race, color, weight, national origin, religion, disability, sexual orientation, gender, or sex”

“No student shall be subjected to harassment by employees or students on school property or at a school function; nor shall any student be subject to discrimination.”

Threats & Violence

- ❑ Be proactive
- ❑ Separate arguing students
- ❑ Stay calm, tell students to “stop right now”
- ❑ Notify base, stop in safe location, secure bus, and take the key
- ❑ Move other students away from the fight
- ❑ Don't let students cheer on the fighters
- ❑ Restrain a student only as a last resort



Threats & Violence (cont.)

- Stepping between students is dangerous
- Evacuate others as a last resort
- Be alert for signs of a weapon
- Other students may try to let you know a student has a weapon
- Don't confront or search a student
- Use weapon radio code
- Maintain a dialogue



Core Unit 2 Review

1. Which statement is true?

- a. *Most children don't like an out-of-control bus any more adults do*
- b. *All children deserve a safe & enjoyable bus ride*
- c. *Positive relationships with students are the key to safe behavior*
- d. *All the above*

2. T or F? “Squabbles over where to sit are one of the most common causes of behavior problems on school buses.”

3. T or F? “Unlike adults, children do not need to understand the ‘why’s’ behind rules.”

4. T or F? “Use referrals sparingly, for violations of key safety rules.”

5. T or F? “If a child continues to misbehave, put the child off the bus during the route.”

Core Unit 2 Review (cont.)

6. What's meant by "the most dangerous piece of equipment on your bus"?

- a. *Tires*
- b. *Internal mirror above the driver*
- c. *Exhaust system*
- d. *Fuel tank*

7. T or F? "Purposely embarrassing children usually improves behavior."

8. Which statement about bullying is true?


- a. *Most bullying is verbal*
- b. *Bullying is devastating to children – it's not just "kids being kids"*
- c. *Sexual harassment is a form of bullying*
- d. *All the above*

Core Unit 2 Review (cont.)

9. Which statement about violence on a bus is true?
- a. *Separate students at once if an argument is brewing*
 - b. *If older students are swinging at each other, step between them*
 - c. *If you suspect a student has a weapon, search the student's belongings*
 - d. *All the above*

It's like money in the bank!

- Strong Relationships
- Firm but fair
- Clear expectations
- Zero tolerance for bullying
- Positive attitude
- Interest in students' lives
- Connect with parents
- Thanks for listening, Let's make it work.**



PRE-SERVICE CORE UNIT 3 BUS STOP SAFETY

Brainstorm



- Brainstorming means everyone contributes and no answer is criticized
- List bus stop dangers that you have observed
- List ways you teach and model safety for your passengers

Lessons from Tragedy

BIG THREE

1. Most children killed outside the bus
2. Younger children are most at risk
3. Fatalities twice as likely to occur on the take-home run



Lessons from Tragedy (cont.)

Why are children killed outside the bus?

- Children are impulsive
- School bus blind spots
- Motorists fail to stop

Why are younger children most at risk?

- Immature, unpredictable, fearless
- Shorter physical stature



Lessons from Tragedy (cont.)

- Why is the take-home run twice as dangerous?
 - Children eager to get home
 - Carrying loose items
 - Driver fatigued
- New York State's incredible safety record!
 - Steadily improved since the 70's
 - Students 40 times safer
 - NYS school buses are safest in the nation



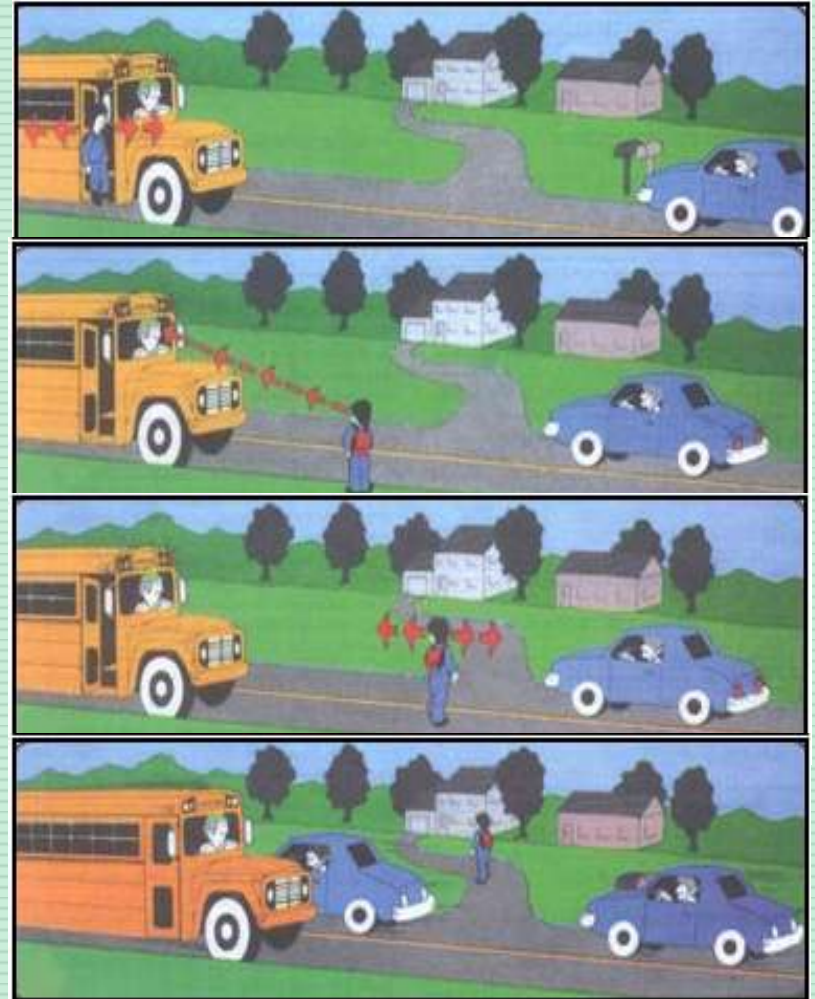
Bus Stops: the Moment of Truth

- Scan carefully as you approach and leave the stop
- Secure the bus at every stop
- Keep your focus outside the bus
- No headphones, cell phones or loose items as they exit
- Count children at every stop
- Don't move until students are 15'
- Students seated when the bus is moving



Safe Crossing Procedure

1. “Check before you step”
2. “I see the driver, the driver sees me”
“Wait for driver’s signal”
3. “Look both ways before crossing”
4. “Go directly home”



Universal Signals

1. Universal wait signal



2. Universal safe to cross signal



3. Universal danger signal



Proper Adjustment of Mirrors



- See children in blind spots
- Shows area to the front or side of the bus hidden from direct view
- Use the grid!
- Adjusted for each driver
- Ask mechanic for help
- It's the law!
- Check crossovers last at every stop
- "Rock 'n Roll" to see in the mirrors



Placement of Bus Stops

- You are the eyes and ears of the school district – report ideas to improve stop safety
- What are factors to be considered in stop location:
 - Visibility
 - Avoiding intersections
 - Waiting area
 - Eliminating crossovers
 - Age and ability of the child



Unapproved Route & Stop Changes

- Never change a bus stop or route
- Changes can confuse substitute drivers, monitors and attendants
- Creates personal liability
- Share ideas for change
- Let dispatch know if you have to go off route




Turnarounds & Cul-de-sacs

- Use must be approved
- When backing:
 - In the morning, pick up children before backing up
 - In the afternoon, drop off children after backing up
 - honk before you start
 - back slowly
 - use a spotter
- Watch for hazards
- Don't use unplowed



Safety Cushion: Middle Loading

- Whenever possible, keep students out of the rear seats of your bus
- A “safety cushion” is especially important on high speed roads



Core Unit 3 Review

1. Why is the bus stop the “moment of truth”?
 - a. *Three of every four student fatalities occur at the bus stop*
 - b. *Children are naturally impulsive & unpredictable*
 - c. *All school buses have blind spots*
 - d. *All the above*
2. Statistically, when are children most at risk?
 - a. *Getting on a bus in the morning*
 - b. *Getting off a bus in the afternoon*
 - c. *Riding on a bus in a residential neighborhood*
 - d. *Riding on a bus on the highway*

Core Unit 3 Review (cont.)

3. T or F? “Slow down well before you get to a bus stop – last-second braking with children nearby is a recipe for disaster.”

4. T or F? “Secure your bus at every bus stop.”

5. What’s the “universal danger signal” and what does it mean?

a. *Flash lights – child should freeze in the roadway*

b. *Honk – child should freeze in the roadway*

c. *Wave hands & yell – child should run*

d. *Honk – child should go back to side of road he/she started from*

Core Unit 3 Review (cont.)

6. T or F? “To save time at the bus stop, children should get out of their seats and move to the front of the bus as you approach their stop.”
7. T or F? “It’s against the law to drive a school bus with the crossover mirrors out of adjustment.”
8. What’s the most important purpose of crossover mirrors?
- a. *To locate a child you know you’ve lost track of*
 - b. *To check for children you didn’t know you lost track of*
 - c. *To check for cars pulling next to you while driving*
 - d. *To check your flashers during the pre-trip*

Core Unit 3 Review (cont.)

9. What should you do if you have a suggestion for changing a bus stop or improving safety on your route?
- a. *Make the change on your own*
 - b. *Discuss it with your supervisor*
 - c. *Routes can't be changed during the year*
 - d. *None of the above*

Core Unit 3 Review (cont.)

10. What's the most important reason students should stay out of the rear seats whenever possible?
- a. *You can't hear what they're saying*
 - b. *Takes them longer to get off the bus at their stops*
 - c. *They're more exposed to injury if a vehicle strikes the back of your bus*
 - d. *There's no reason to keep students out of the rear seats*

Big 3 and Safe Crossing

- New York State school bus driver, monitors and attendants have made a big difference.
- Knowledge and training and performance make a big difference.
- Congratulations and...

