

Classroom Expectations & Procedures



When you enter class each day:



- 1) Check the table to see if there are any handouts you need for class.
- 2) Sit down and look at the “ Do Now” section of the board.
- 3) Follow the instructions and begin working.


When the bell rings:



1) Continue working on “Do now” work SILENTLY (unless otherwise stated).

You should not be entering class and using your phone and/or talking with your friends

During class:



1) When I am talking, mouths should be CLOSED! I promise, 90% of what I'm saying is relevant. If you're talking while I'm teaching, you're missing important info! I try not to drone on all period...at most, I'll be talking about half of the class. Any other time, you can work with friends and socialize **WHILE BEING PRODUCTIVE!**

During class:



2) Don't be weird...please don't touch each other, throw things at each other, flick things at each other, steal things from each other. Everyone in this class, including myself, has a "Personal Bubble" ... respect that!

End of class:



1) I absolutely cannot stand when ya' ll line up at the door. I promise, you will not be late to your next class. You need to remain in your seat until the bell rings. Do not crowd the door and/or stand in the hallway!

2) I' m cool with you packing your things up within the last minute of the class.

Other general rules:



1) I expect that everyone, including myself, is treated with respect while in this room. I do not enjoy drama.

I understand that not everyday is going to be a good day, if that's the case, please just talk to me.

Other general rules:



2) Don' t touch my stuff! I am already poor as it is, I cannot afford for things to go missing and/or broken. I know you wouldn' t want me, or anyone else touching your belongings!

3) If another adult enters the room, please be respectful and treat them like an honored guest.

Other general rules:



4) Like I mentioned earlier, I am fine with work being handed in late w/ no penalty. However, once the gradebook closes...that's it! **Make-up any missing assignments / quizzes ASAP.**

5) Do NOT ask to go to the bathroom while I'm teaching...I promise, I'll only talk for a short amount of time.

Other general rules:



6) No backpacks in the room! This is not my rule, but Lake Shore High School's. As of right now, 9th period may bring backpacks to class.

7) I'm cool with water and snacks in the room. However, all garbage **MUST** be discarded. If I continue to find wrappers, food will be prohibited.

Chromebook Expectations:



- 1) Chromebooks need to be brought to class, everyday, and **CHARGED**.
- 2) I can see everything that you do on your Chromebook...and I will be watching, especially when we're doing activities in class.

Cellphone Policy:



I should NEVER see a phone out, on your desk, or in use (unless stated by the teacher).

If you' re tempted, I would suggest leaving your phone in your locker.

Violations of the Cellphone Policy:



1st — Phone will be placed on the teacher's desk until the end of the period.

2nd — Phone will be placed on my desk, and then taken to the main office to be retrieved at the end of the school day. YOU may pick up your phone.

Violations of the Cellphone Policy:



3rd — Phone will be placed on my desk, and then taken to the main office to be retrieved at the end of the school day. A PARENT/GUARDIAN must pick up your phone.

4th — You will be issued a phone referral and placed on 'Phone Restriction'

When there is a sub:



1) I expect that all rules will be followed while I am gone. The sub will have seating charts and classroom rules. Do not try to pull any 'funny business', because I'll find out.

2) If a sub writes anything about misbehavior while I'm gone...expect a detention.

When there is a sub:

Substitute Teachers



3) However, if a sub writes something good while I' m gone, expect a reward 😊

4) You should work on any / all materials I assign while I' m out. All work will be due when I return.

SmartPass:



- 1) You may write yourself a pass to go to the bathroom and/or locker when I am not teaching (i.e., you're working on classwork).
- 2) Once you have submitted the pass to me, you need to come over and ask permission before leaving the room. I will almost always approve passes.

SmartPass:

Student Overview

SmartPass»

The image shows a screenshot of the SmartPass web application interface. The interface is primarily teal and white. At the top, there is a 'SmartPass»' logo. Below the logo, the main heading 'Student Overview' is displayed in large, bold, teal letters. Underneath this, the 'SmartPass»' text is repeated in a smaller font. To the right of the heading, there is a '+ Create Pass' button, which is teal with white text. Below this button, there are two smaller buttons: 'None' and 'Future', both in teal with white text. Further down, there is a section titled 'Scheduled Passes:' which contains three cards. The first card is teal and labeled 'Emergency' with a date of 'Monday, 10/20/14'. The second card is teal and labeled 'First SR' with a date of 'Monday, 10/20/14' and a time of '10:30'. The third card is teal and labeled 'Hendricks' with a date of 'Sunday, 10/19/14' and a time of '11'. Below the 'Scheduled Passes' section, there is a section titled 'Expired Passes:' which contains three cards, all of which are teal and labeled 'South SR'.

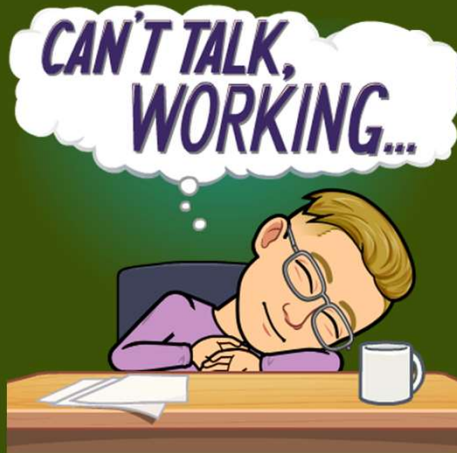
After School:



- 1) I am after school Monday through Thursday. Feel free to come then to make-up any missing work!
- 2) I will have to write you a smart pass for you to come after school, so please let me know at some point that you plan on coming after school so I can do that.

Other available periods:

STUDY
HALL



- 2nd
- 4th
- 5th
- 7th

You must report to your study hall teacher FIRST before coming to my room.

Fire drills



- 1) When the alarm sounds, QUIETLY, stand up and line at the door. Do not run out of the room and/or leave our group.
- 2) We will exit to the right and go out the door. We will walk beyond the building and stand in the parking lot.

Fire drills

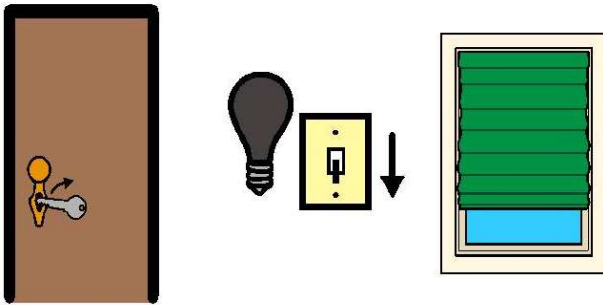


3) Again, you need to stay with the class. I need to take attendance and await further instructions. You cannot walk off and find someone to chat with.

4) When given the okay, we will calmly return to the class and pick-up where we left off.

Lockdowns

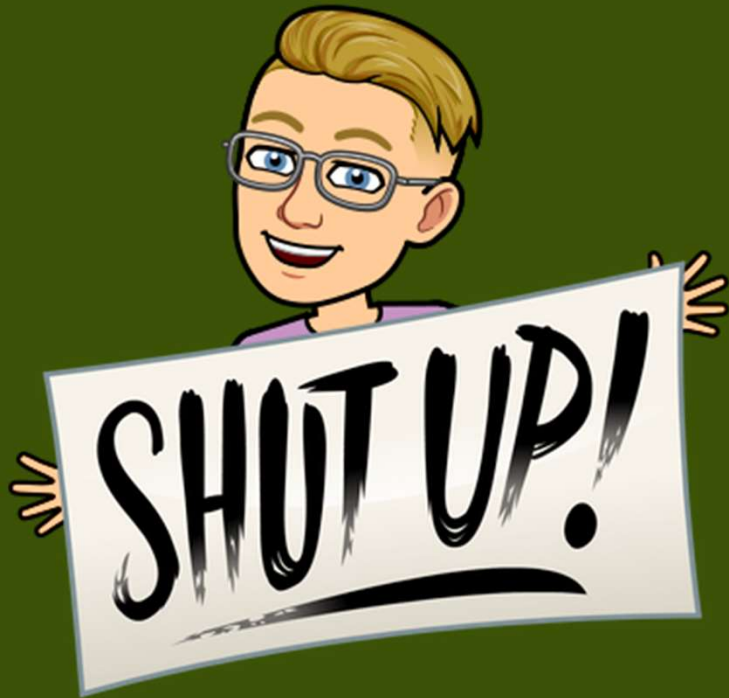
Lockdown Drill



1) When a lockdown is initiated, we will gather on my side of the room. Students can huddle in the corner by the green cabinet and in front of my green desk.

2) Take EVERYTHING with you from your desk. We need to make it seem like nobody is in the room.

Lockdowns



3) I will lower the blinds and hit the lights. There should be ABSOLUTELY NO TALKING WHILE THIS IS TAKING PLACE.

If you talk during a lockdown, expect a detention